

UNIT 14  
NOW LET



# Admiralty Park

Admiralty Way, Camberley GU15 3DT

Only two units remaining -  
9,486 sq ft & 15,680 sq ft

Fully refurbished industrial/warehouse units adjacent to  
A331 with dual carriageway access to J4 M3 - 1 mile



# Description

Admiralty Park, is a well established industrial/warehouse development of 17 units, which forms part of the larger Yorktown Industrial Estate, Camberley's prime industrial and warehouse location. The units are arranged in four separate terraces, all benefitting from excellent loading and parking areas.

The available units are being offered in a refurbished condition either individually or combined. Each unit has offices at 1st floor level, with the ability to create more in the ground floor area below.

Each has a loading door to the front with covered loading opening onto a common yard area and on-site car parking.

# Availability

Unit	Use	sq ft	sq m
10	Warehouse	13,769	1,279.16
	1st floor office	1,505	139.86
	Covered loading	405	37.66
Total		15,680	1,456.68
15	Warehouse	6,972	647.75
	Ground Floor Office	1,043	96.94
	1st floor office	1,051	97.67
	Covered loading	419	38.89
Total		9,486	881.25

Gross internal basis of measurement

# Amenities

## Industrial/warehouse

- 7m eaves height
- Up and over loading door
- 3 phase power
- On-site car parking

## Offices


- Suspended ceiling
- Recessed LED lighting
- Comfort heating/cooling
- Kitchen



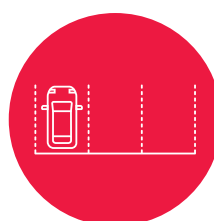
**7M EAVES  
HEIGHT**



**UP & OVER  
LOADING DOOR**



**3 PHASE  
POWER**



**ON-SITE CAR  
PARKING**




**FIRST FLOOR  
OFFICES**





Unit 10 warehouse



Unit 10 office

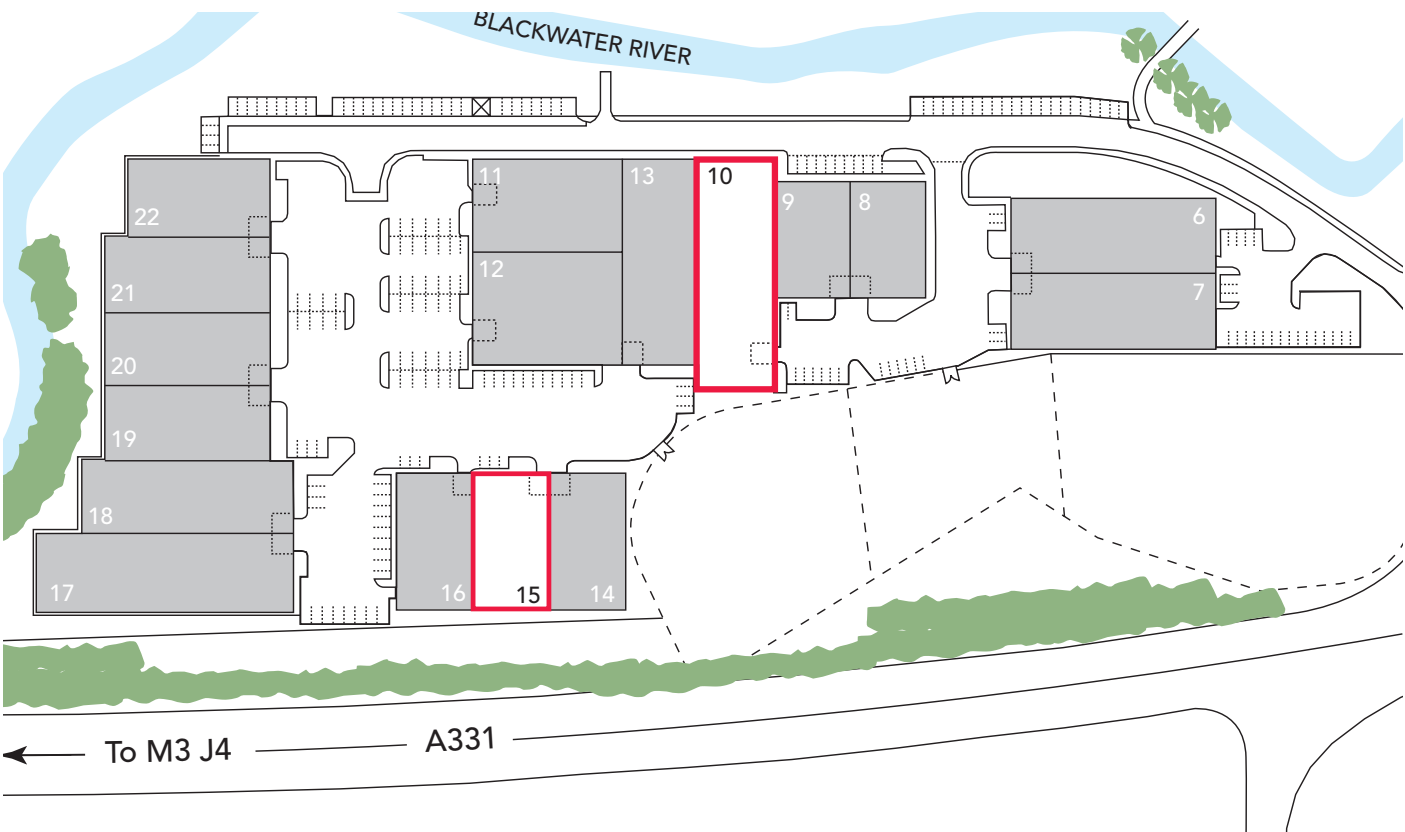


Unit 10 warehouse



Unit 15 office

# Site plan



Site plan for indicative purposes only - not to scale

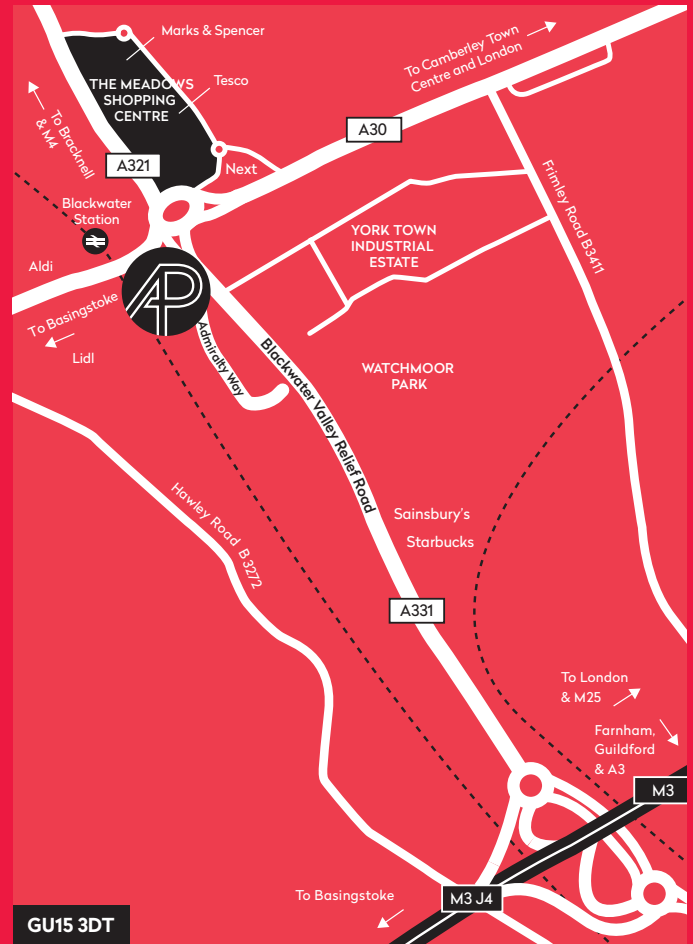
# Location

Admiralty Park is located adjacent to the Blackwater Valley Relief Road (A331), with dual carriageway access to Junction 4 of the M3 motorway, approximately 1 mile away, which in turn provides access to the M25 and the national motorway network.

Adjacent to Admiralty Park is The Meadows, an out of town retail centre which includes, Marks & Spencer, Tesco Extra and Next. Blackwater Station and local shopping is within easy walking distance and Camberley town centre is less than 2 miles away.

	<b>M3 J4</b> 1 mile	<b>M4 J10</b> 11 mile	<b>M25 J12</b> 13 miles
	<b>Guildford</b> 15 miles	<b>Heathrow</b> 24 miles	<b>London</b> 35 miles
	<b>Reading</b> 17 mins*	<b>Waterloo</b> 56 mins*	<b>Gatwick</b> 59 mins*

Sources: National Rail & AA. \*From Blackwater station.



## Further information

### Terms

New leases available on terms to be agreed.

### EPC

An EPC is available for each property by request.

### Viewing

By prior appointment through joint sole agents.

### Contact

**Sarah Downes**  
sarah.downes@eu.jll.com  
M: 07856 003033



**David Bowen**  
dbowen@curchodandco.com  
M: 07836 544565



Misrepresentation Act 1967: These particulars are for guidance only and do not form part of any contract, nor can their accuracy be guaranteed. Finance Act 1989: Unless otherwise stated, all prices and rents are exclusive of Value Added Tax. Any intending purchaser or lessee must satisfy themselves independently as to the incidence of VAT in respect of any transaction. Services: The Agents have not tested any of the mechanical, electrical or other service installations, and any occupier must satisfy themselves independently as to the state and condition of such services. Designed by TLGD.co.uk T. 020 7384 1322. Jul 2020